



# RACINE FINGERPOST

Like a tree in the city, Racine is anchored in the earth and flourishes in the concrete. It is the perfect combination of returning to basics and looking to the future. It seamlessly combines a refined and resolutely modern vision of signage. To tell the story of men and their territories, to highlight their lands and landscapes, Racine brings a touch of originality well established in reality.

## Technical specifications :

Blade size: 130 x 650 cm (printable area)

Number of blades: 1 to 4 blades in 4 directions

Height: 2200 mm under the first directional blade.

Materials: RAL powder-coated steel (choice of colour) or Corten steel

Decors : Adhesive

Anchoring: On a solid base using a plate


FERRADIX® installation optional

## Other types in the range :

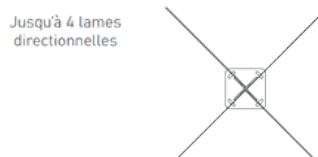
Lectern, Double Lectern, Information Sign, Totem



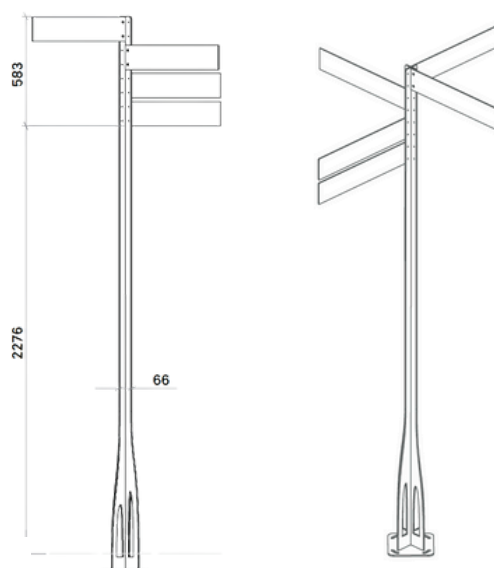
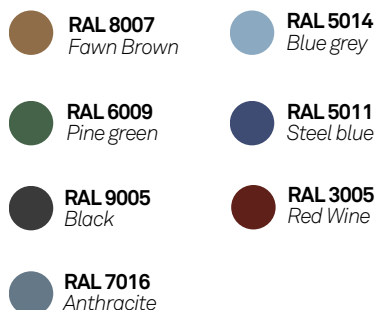
## Textured colour :



## Dimensions (in mm) :



## Smooth colour :





# Spotlight on Corten steel

Original and very aesthetic, Corten steel has a unique orange colour that changes over time and offers striking contrasts. Particularly suitable for outdoor uses, it fits into all environments.

Also called weathering steel, Corten steel cannot be painted. It initially appears as raw steel. Composed of different alloys such as copper, chromium and nickel, it develops a protective patina over time. This surface oxidation layer will increase resistance to atmospheric corrosion and act as a protective film. It takes around six months to settle in, depending on the more or less humid or saline environment in which it is established.

Corten steel lends itself to many uses and cuts but cannot be printed. The oxidation layer also makes it impossible to apply adhesives.

Corten steel requires no maintenance. It will not degrade over time. In the event of scratches, rust will quickly cover the impact.

Oxidation of Corten steel occurs naturally in six months and then stabilizes over time. It is also possible to use rust accelerators. Corten steel can be used to create furniture and can be cut, but cannot be printed.



Longevity



Ease of  
maintenance




Resistance and  
robustness



Good landscape  
integration





# LAVA ENAMELED

Recognized know-how for your signage

Enameled lava corresponds to a technique created by Parisian artists in the 19th century. This involves covering a lava stone with a vitrified layer. This typically French know-how is today recognized as an art profession.

Enameled lava can receive all types of illustrations and texts, which retain their vibrant colours over the years, thanks to the properties of the material itself. Very resistant, it is an ideal product for exterior signage. Enameled lava is suitable for the “panel” part. It cannot be used to create a furniture structure.

## Imprint, Company of Living Heritage

This label, awarded by the Ministry of the Economy after a series of audits, rewards companies holding rare, valuable know-how and promoting the excellence of French manufacturing throughout the world. It attests to our sensitivity to the issues of conservation and enhancement of heritage.



## Main Features :



Ease of maintenance



Natural product



100% recyclable



Longevity 10-year guarantee



French product



Scratch and impact resistant



Easy graffiti removal



Total resistance to bad weather



Protected know-how



Pollution resistance

## Technical specifications:

### Dimensions and shapes:

Thickness 15 mm Maximum dimensions: 500 x 1000 mm (min 50 x 50 mm), Weight per m<sup>2</sup>: 22 kg

Thickness 25 mm Maximum dimensions: 1000 x 2000 mm (min 100 x 100 mm) Weight per m<sup>2</sup>: 55 kg

### Types of finishing:

The unprinted surface may be glossy or satin.

### Maintenance tips :

Enameled lava signage is very easy to maintain:

Ordinary dirt: cleaning with water, ordinary high-pressure cleaner permitted

Graffiti: cleaning with an ordinary anti-tag product, followed by rinsing with clean water.



# Clear Sign®

The solution for your signage

Registered trademark, the Clearsign technique includes its main qualities in its name:

- C** - Clarity
- L** - Lightfastness
- E** - Environment (Eco friendly)
- A** - Abrasion Resistant
- R** - Recyclable

In signage, these advantages are major. The technique is however simple. A powder-coated aluminum plate is printed and powder-coated again. The print is thus encapsulated between two very hard layers. The result is stunning, the colors vibrant, the resistance incomparable, both to shocks, scratches and graffiti.

The decorations are printed in high resolution on a wide range of powder-coated colours. The varnish is necessarily shiny. Not available in matte finish.

## Technical specifications:

### Finishes:

Gloss - Graffiti resistant coating

### Artwork Supply :

Full size, CMYK, 300 dpi jpegs, 5mm bleed, no crop marks

### Impression :

Colour printing on white surface  
Colour printing on coloured surface  
White printing on coloured surface

### Maintenance:

Recommended cleaning products\*:

Ethanol  
Turpentine  
Xylene

*\*Stronger solvents (MEK, Acetone, Nitrocellulose solvent, etc.) should be used with caution and will be the customer's responsibility.*

*Please note that specifications are subject to change.*



## Advantage :



Not flammable



High resolution printing



Easy graffiti removal



Colour Clarity



Visual quality  
guaranteed for 7  
years (excluding  
vandalism)





# THE RECOMMENDATIONS

## Maintaining your signage

To maintain your signage (all surfaces except wood), we recommend that you completely dust the surfaces approximately once a month using a dry cloth.

Secondly, clean the plates with a soft cloth soaked in household alcohol. This measure will optimize the readability and shine of your plates.

For enameled lava, occasional use of a high-pressure cleaner (apart from the joints) can help lighten the cracking and remove stains and graffiti.

For cleaning specific stains or for any other questions, contact us.

